

# **ELECTRONICALLY CONTROLLED 2-SPEED AUTOMATIC TRANSMISSION**

**Airport Ground  
Support Vehicles**




**Industrial Quality**  
**Drop-In Replacement for**  
**Ford® C6 Transmission**

***Velvet Drive***®  
TRANSMISSIONS

*"Leaders in Industrial and Marine Transmissions"*

New  
Two-Speed,  
Automatic  
Transmissions  
Featuring  
Field Proven  
Technology

**ELECTRONICALLY CONTROLLED**



**Industrial Quality  
Interchangeable Installation  
with Ford® C6 Transmission**

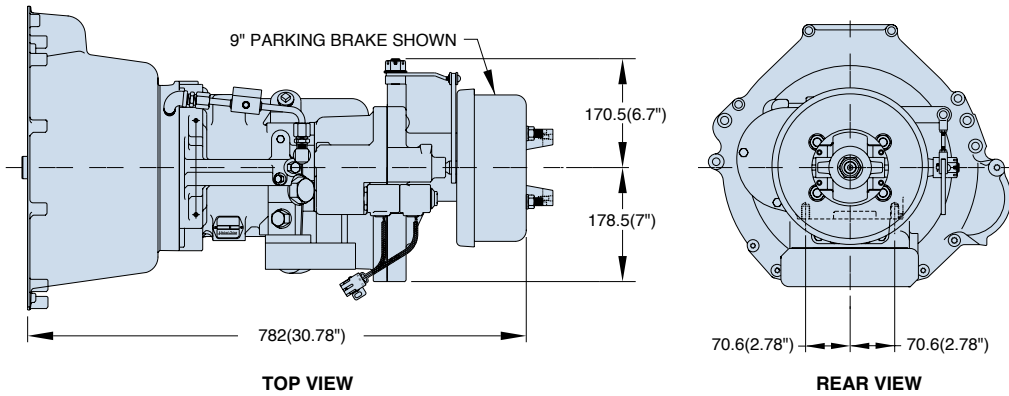
## **S** STANDARD FEATURES AND BENEFITS

- ◆ Torque converter driven transmission
- ◆ Detachable bell-housing – easy fitting of bell-housings for alternative engines
- ◆ All helical gearing for quieter operation
- ◆ All cast iron housings for strength and maximizing wheel traction
- ◆ Gears and shafts of case-hardened and tempered high tensile SAE 8620 steel
- ◆ Oil immersed multi-plate clutches for smooth engagement
- ◆ Output shaft coupling to suit Dana I410 series carden shaft
- ◆ Easy serviceable external mounted weatherproof hydraulic solenoid valves
- ◆ Removable oil pan with drain plug and internal strainer
- ◆ Allows use of modified standard C6 morse gear selector
- ◆ No forward or reverse engagement while vehicle is moving
- ◆ No forward or reverse engagement if accelerator is pressed

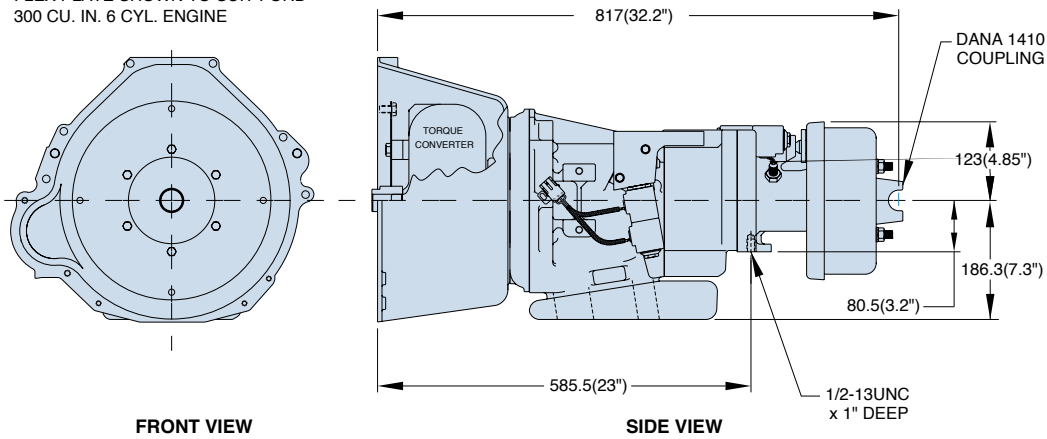
## **O** PTIONS

- ◆ Bell housings for popular alternative gasoline and diesel engines
- ◆ 9” parking drum brake driven by output shaft
- ◆ Rear extension housing as alternative to parking brake
- ◆ Torque converter with 2.8:1 stall ratio
- ◆ First gear ratio 1.75:1
- ◆ Programmable maximum vehicle speed limiter, no need for governed engine
- ◆ Starter engagement protection – no engagement when engine is running

## DIMENSIONAL DRAWINGS



BELL HOUSING & TORQUE CONVERTER  
FLEX PLATE SHOWN TO SUIT FORD®  
300 CU. IN. 6 CYL. ENGINE




Designed  
Specifically For  
Rigorous Use  
In Ground  
Support  
Equipment

(also adaptable for  
other applications)

## SPECIFICATIONS

- ◆ Heavy duty Borg-Warner designed 11" torque converter – 2.3:1 stall ratio
- ◆ Two forward ratios – 1.47:1 and 1:1
- ◆ Maximum input power up to 115 hp
- ◆ Maximum input speed up to 3000 rev/min
- ◆ 12 volt electronic control system
- ◆ Dry weight 290 lbs



*State-of-the-art software enables Velvet Drive to quickly identify design solutions.*



*High-tech CNC machinery insures accuracy and quality of the final product.*



*Flexible CNC machining centers allow for minimal lead times on products.*



*Velvet Drive offers the latest CNC gear hobbing and gear grinding in the industry.*



*Quality department and testing facilities that meet or exceed today's most stringent guidelines.*

***Velvet Drive***®  
T R A N S M I S S I O N S

**[www.velvetdrive.com](http://www.velvetdrive.com)**



3306V-NZ/10-01/3M-IN